


# MODEL: LSMW1200NGE3

Powered by MWM



Model	LSMW1200NGE3
Electrical Power	1200KW
Frequency	50Hz
Voltage	400V
Engine	TCG2020 V12R
Alternator	Leroy Somer LSA 52.3 S7
Fuel System	Electronic Fuel Control Valve
Governor Type	ECU

## Standard Features

### Engine

- Robust high speed block design provides prolonged life and lower purchasing and operating costs
- High power density and efficiency generator

### Set Package

- Top tier electrical efficiency
- Low maintenance and overhaul costs driven by low oil consumption, extended service intervals, and reduced downtime
- Genset reliability verified through torsional vibration, fuel consumption, oil consumption, transient performance, and endurance testing

### Alternator

- High-efficiency design
- Designed to match performance and output characteristics of MWM engines

### Applications

- LEES generator sets are capable of maximizing power production opportunities in an extensive range of industries

### Control Panels

- User-friendly interface and navigation
- Scalable system to meet a wide range of installation requirements
- Expansion modules and site specific programming for specific customer requirements

### Warranty

- 3 years from MWM Germany factory or 2 years after installation and commissioning with unlimited running hours, whichever comes first.

## 50Hz Humidity/Fuel Tolerant Package Performance – AC and JW Pumps

Performance	Continuous	
Frequency	50 Hz	
Genset power rating @ 0.8 power factor – kW (kVA)	1200	(1500)
Engine speed – rpm	1500	
Displacement(L)	53	
Compression ratio	13	
NOx emission level – mg/Nm <sup>3</sup> (g/bhp-hr) NOx	500	(0.99)
<b>Fuel Consumption</b>		
100% load with fan – MJ/kW-hr (Btu/kW-hr)	8.25	(7821)
75% load with fan – MJ/kW-hr (Btu/kW-hr)	8.49	(8050)
50% load with fan – MJ/kW-hr (Btu/kW-hr)	8.95	(8486)
<b>Cooling System</b>		
Auxiliary circuit temperature (maximum inlet) – °C (°F)	55	(133)
Jacket water temperature (maximum outlet) – °C (°F)	93	(171)
<b>Inlet Air</b>		
Combustion air inlet flow rate (0 °C, 101.3 kPa)/kg/h	6273	
<b>Altitude Capability</b>		
At 25 °C (77 °F) ambient, above sea level – m (ft)	100	(328)
<b>Exhaust System</b>		
Exhaust temperature – engine outlet – °C (°F)	414	(777)
Exhaust gas flow (0 °C, 101.3 kPa)/kg/h	6488	
<b>Heat Rejection</b>		
Heat rejection to jacket water – kW (Btu/min)	609	(34591)
Heat rejection to exhaust after heat exchanger – kW (Btu/min)	582	(33057)
Heat rejection to atmosphere from engine and generator – kW (Btu/min)	75	(4260)
Heat rejection to intercooling water – kW (Btu/min)	106	(60621)

## Optional Equipment

### Engine

#### Air Cleaner

- ☐ Standard filter
- ☐ Heavy duty filter

#### General

- ☐ Barring group

#### Lubrication

- ☐ Lubricating oil(NGEO)
- ☐ Oil level regulator
- ☐ Extended Life Oil Tank

#### Mufflers

- ☐ Industrial Grade(12-18 dB)
- ☐ Residential Grade(18-25 dB)
- ☐ Hospital Grade(40 dB)

#### Protection System

- ☐ Explosion Relief Valves

#### Starting/Charging

- ☐ Battery charger
- ☐ Oversized batteries

### Alternator

#### Output voltage

- ☐ 380V   ☐ 400V
- ☐ 415V   ☐ 10.5KV
- ☐ 6.3KV

#### Temperature Rise

(over 40 °C ambient)

- ☐ 105°C
- ☐ 80°C

#### Attachments

- ☐ Anti-condensation heater
- ☐ Generator RTD module
- ☐ Neutral Ground - LV
- ☐ Differential CTs - HV

### Control System

#### Controller

- ☐ ComAp
- ☐ DSE
- ☐ SmartGen
- ☐ DEIF

#### Attachments

- ☐ Discrete I/O module
- ☐ Load share module
- ☐ Local annunciator module
- ☐ Remote annunciator module
- ☐ Remote monitoring software

#### Enclosure

- ☐ Weather protective
- ☐ Sound attenuated

#### Attachments

- ☐ Cold weather bundle
- ☐ DC lighting package
- ☐ AC lighting package
- ☐ Motorized louvers

#### Ancillary Equipment

- ☐ Automatic transfer switch(ATS)
- ☐ Uninterruptible power supply(UPS)
- ☐ Synchronization switchgear
- ☐ Synchronization controls

### Power Terminals

#### Circuit Breaker Options

- ☐ UL   ☐ IEC
- ☐ 3-pole   ☐ 4-pole
- ☐ Manually operated
- ☐ Electrically operated

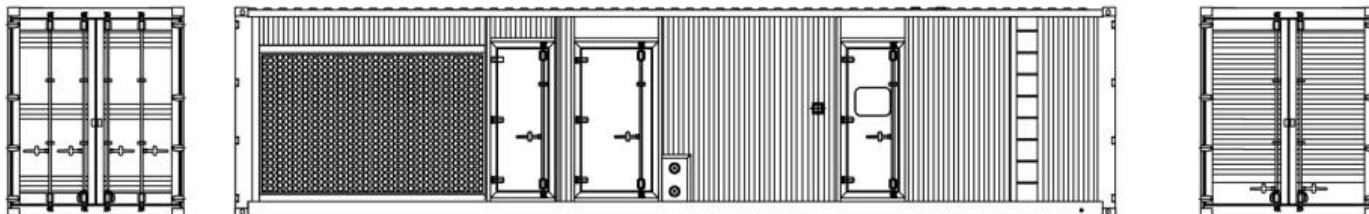
### Connect

#### Connectivity

- ☐ Ethernet
- ☐ Satellite
- ☐ Cell

**Note:** Some options may not be available on all models. Certifications may not be available with all model configurations. Consult factory for availability. \* Configured Hydrogen Capable Units may experience rating differences on both Natural Gas and H<sub>2</sub> blends based on site conditions - (Fuel blending Source Provided by Customer)

## Weights and Dimensions



LSMW1200NGE3				
Configuration	L = Length (mm)	W = Width (mm)	H = Height (mm)	Weight (kg)
Containerized Type	12192	3000	3000	/




**Note:** For reference only. Do not use for installation design. Contact your local LEES dealer for precise weights and dimensions.



### WUXI LEES POWER COMPANY LIMITED

NO.312 Highway, Luoshe Town, Wuxi, China, 214000  
 Tel: 86-510-85166446  
 Web: [www.leespower.com](http://www.leespower.com)  
 Email: [lees@leespower.com](mailto:lees@leespower.com)




#### Follow us

-  <https://www.facebook.com/leesgenerator>
-  [https://www.instagram.com/lees\\_power/](https://www.instagram.com/lees_power/)
-  <https://twitter.com/leesgenerator>



### LEES POWER (UK) LTD

23A Buckingham Avenue, Slough Trading Estate, Slough, Berkshire, SL1 4QA, UK  
 Tel: +447429488138  
 Web: [www.leespower.uk](http://www.leespower.uk)  
 Email: [lees@leespower.com](mailto:lees@leespower.com)

-  <https://www.linkedin.com/company/wuxi-lees-power-company-limited/>
-  <https://www.tiktok.com/@generatorsets>
-  <https://www.youtube.com/@leespower38>