


MODEL: LSMW2000NGE3

Powered by MWM



Model	LSMW2000NGE3
Electrical Power	2000KW
Frequency	50Hz
Voltage	400V
Engine	TCG3020 V20RV
Alternator	Leroy Somer LSA 53.2 M12
Fuel System	Electronic Fuel Control Valve
Governor Type	ECU

Standard Features

Engine

- Robust high speed block design provides prolonged life and lower purchasing and operating costs
- High power density and efficiency generator

Set Package

- Top tier electrical efficiency
- Low maintenance and overhaul costs driven by low oil consumption, extended service intervals, and reduced downtime
- Genset reliability verified through torsional vibration, fuel consumption, oil consumption, transient performance, and endurance testing

Alternator

- High-efficiency design
- Designed to match performance and output characteristics of MWM engines

Applications

- LEES generator sets are capable of maximizing power production opportunities in an extensive range of industries

Control Panels

- User-friendly interface and navigation
- Scalable system to meet a wide range of installation requirements
- Expansion modules and site specific programming for specific customer requirements

Warranty

- 3 years from MWM Germany factory or 2 years after installation and commissioning with unlimited running hours, whichever comes first.

50Hz Humidity/Fuel Tolerant Package Performance – AC and JW Pumps

Performance	Continuous	
Frequency	50 Hz	
Genset power rating @ 0.8 power factor – kW (kVA)	2000	(2500)
Engine speed – rpm	1500	
Displacement(L)	89	
Compression ratio	14	
NOx emission level – mg/Nm ³ (g/bhp-hr) NOx	500	(0.99)
Fuel Consumption		
100% load with fan – MJ/kW-hr (Btu/kW-hr)	8.24	7811
75% load with fan – MJ/kW-hr (Btu/kW-hr)	8.45	8010
50% load with fan – MJ/kW-hr (Btu/kW-hr)	8.79	8333
Cooling System		
Auxiliary circuit temperature (maximum inlet) – °C (°F)	55	(131)
Jacket water temperature (maximum outlet) – °C (°F)	93	(199)
Inlet Air		
Combustion air inlet flow rate (0 °C, 101.3 kPa)/kg/h	10157	
Altitude Capability		
At 25 °C (77 °F) ambient, above sea level – m (ft)	100	(328)
Exhaust System		
Exhaust temperature – engine outlet – °C (°F)	419	(786)
Exhaust gas flow (0 °C, 101.3 kPa)/kg/h	10515	
Heat Rejection		
Heat rejection to jacket water – kW (Btu/min)	1067	60605
Heat rejection to exhaust after heat exchanger – kW (Btu/min)	958	54414
Heat rejection to atmosphere from engine and generator – kW (Btu/min)	121	6872
Heat rejection to intercooling water – kW (Btu/min)	141	8009

Optional Equipment

Engine

Air Cleaner

- ☐ Standard filter
- ☐ Heavy duty filter

General

- ☐ Barring group

Lubrication

- ☐ Lubricating oil(NGEO)
- ☐ Oil level regulator
- ☐ Extended Life Oil Tank

Mufflers

- ☐ Industrial Grade(12-18 dB)
- ☐ Residential Grade(18-25 dB)
- ☐ Hospital Grade(40 dB)

Protection System

- ☐ Explosion Relief Valves

Starting/Charging

- ☐ Battery charger
- ☐ Oversized batteries

Alternator

Output voltage

- ☐ 380V ☐ 400V
- ☐ 415V ☐ 10.5KV
- ☐ 6.3KV

Temperature Rise

(over 40 °C ambient)

- ☐ 105°C
- ☐ 80°C

Attachments

- ☐ Anti-condensation heater
- ☐ Generator RTD module
- ☐ Neutral Ground - LV
- ☐ Differential CTs - HV

Control System

Controller

- ☐ ComAp
- ☐ DSE
- ☐ SmartGen
- ☐ DEIF

Attachments

- ☐ Discrete I/O module
- ☐ Load share module
- ☐ Local annunciator module
- ☐ Remote annunciator module
- ☐ Remote monitoring software

Enclosure

- ☐ Weather protective
- ☐ Sound attenuated

Attachments

- ☐ Cold weather bundle
- ☐ DC lighting package
- ☐ AC lighting package
- ☐ Motorized louvers

Ancillary Equipment

- ☐ Automatic transfer switch(ATS)
- ☐ Uninterruptible power supply(UPS)
- ☐ Synchronization switchgear
- ☐ Synchronization controls

Power Terminals

Circuit Breaker Options

- ☐ UL ☐ IEC
- ☐ 3-pole ☐ 4-pole
- ☐ Manually operated
- ☐ Electrically operated

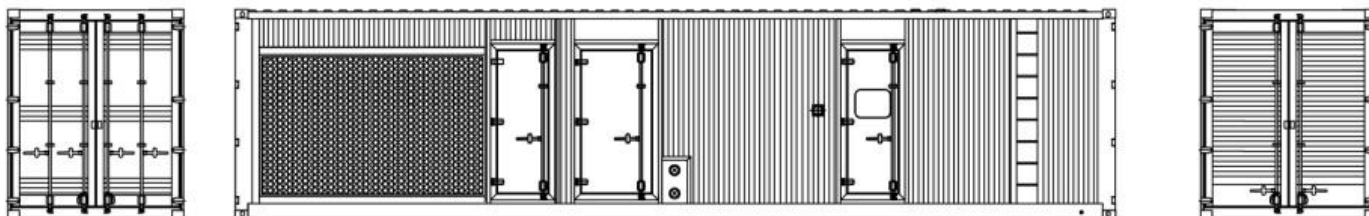
Connect

Connectivity

- ☐ Ethernet
- ☐ Satellite
- ☐ Cell

Note: Some options may not be available on all models. Certifications may not be available with all model configurations. Consult factory for availability. * Configured Hydrogen Capable Units may experience rating differences on both Natural Gas and H₂ blends based on site conditions - (Fuel blending Source Provided by Customer)

Weights and Dimensions



LSMW2000GE3				
Configuration	L = Length (mm)	W = Width (mm)	H = Height (mm)	Weight (kg)
Containerized Type	13500	3000	3000	/




Note: For reference only. Do not use for installation design. Contact your local LEES dealer for precise weights and dimensions.



WUXI LEES POWER COMPANY LIMITED

NO.312 Highway, Luoshe Town, Wuxi, China, 214000
Tel: 86-510-85166446
Web: www.leespower.com
Email: lees@leespower.com




Follow us

-  <https://www.facebook.com/leesgenerator>
-  https://www.instagram.com/lees_power/
-  <https://twitter.com/leesgenerator>



LEES POWER (UK) LTD

23A Buckingham Avenue, Slough Trading Estate, Slough, Berkshire, SL1 4QA, UK
Tel: +447429488138
Web: www.leespower.uk
Email: lees@leespower.com

-  <https://www.linkedin.com/company/wuxi-lees-power-company-limited/>
-  <https://www.tiktok.com/@generatorsets>
-  <https://www.youtube.com/@leespower38>