


# MODEL: LSMW800NGE3-6

Powered by MWM



Model	LSMW800NGE3-6
Electrical Power	800KW
Frequency	60Hz
Voltage	480V
Engine	TCG3016 V16P
Alternator	S6L1D-E42
Fuel System	Electronic Fuel Control Valve
Governor Type	ECU

## Standard Features

### Engine

- Robust high speed block design provides prolonged life and lower purchasing and operating costs
- High power density and efficiency generator

### Set Package

- Top tier electrical efficiency
- Low maintenance and overhaul costs driven by low oil consumption, extended service intervals, and reduced downtime
- Genset reliability verified through torsional vibration, fuel consumption, oil consumption, transient performance, and endurance testing

### Alternator

- High-efficiency design
- Designed to match performance and output characteristics of MWM engines

### Applications

- LEES generator sets are capable of maximizing power production opportunities in an extensive range of industries

### Control Panels

- User-friendly interface and navigation
- Scalable system to meet a wide range of installation requirements
- Expansion modules and site specific programming for specific customer requirements

### Warranty

- 3 years from MWM Germany factory or 2 years after installation and commissioning with unlimited running hours, whichever comes first.

## 60Hz Humidity/Fuel Tolerant Package Performance – AC and JW Pumps

Performance	Continuous	
Frequency	60 Hz	
Genset power rating @ 0.8 power factor – kW (kVA)	800	(375)
Engine speed – rpm	1800	
Displacement(L)	35	
Compression ratio	13	
NOx emission level – mg/Nm <sup>3</sup> (g/bhp-hr) NOx	500	(0.99)
<b>Fuel Consumption</b>		
100% load with fan – MJ/kW-hr (Btu/kW-hr)	8.26	(8078)
75% load with fan – MJ/kW-hr (Btu/kW-hr)	8.63	(8440)
50% load with fan – MJ/kW-hr (Btu/kW-hr)	9.14	(8939)
<b>Cooling System</b>		
Auxiliary circuit temperature (maximum inlet) – °C (°F)	51	(124)
Jacket water temperature (maximum outlet) – °C (°F)	89	(192)
<b>Inlet Air</b>		
Combustion air inlet flow rate (0 °C, 101.3 kPa)//kg/h	4255	
<b>Altitude Capability</b>		
At 25 °C (77 °F) ambient, above sea level – m (ft)	100	(328)
<b>Exhaust System</b>		
Exhaust temperature – engine outlet – °C (°F)	476	(889)
Exhaust gas flow (0 °C, 101.3 kPa)//kg/h	4400	
<b>Heat Rejection</b>		
Heat rejection to jacket water – kW (Btu/min)	447	(25389)
Heat rejection to exhaust – kW (Btu/min)	443	(25162)
Heat rejection to atmosphere from engine and generator – kW (Btu/min)	48	(2726)
Heat rejection to intercooling water – kW (Btu/min)	54	(3067)

## Optional Equipment

### Engine

#### Air Cleaner

- ☐ Standard filter
- ☐ Heavy duty filter

#### General

- ☐ Barring group

#### Lubrication

- ☐ Lubricating oil(NGEO)
- ☐ Oil level regulator
- ☐ Extended Life Oil Tank

#### Mufflers

- ☐ Industrial Grade(12-18 dB)
- ☐ Residential Grade(18-25 dB)
- ☐ Hospital Grade(40 dB)

#### Protection System

- ☐ Explosion Relief Valves

#### Starting/Charging

- ☐ Battery charger
- ☐ Oversized batteries

### Alternator

#### Output voltage

- ☐ 440V   ☐ 480V
- ☐ 13.8KV

#### Temperature Rise

(over 40 °C ambient)

- ☐ 105°C

- ☐ 80°C

#### Attachments

- ☐ Anti-condensation heater
- ☐ Generator RTD module
- ☐ Neutral Ground - LV
- ☐ Differential CTs - HV

### Control System

#### Controller

- ☐ ComAp
- ☐ DSE
- ☐ SmartGen
- ☐ DEIF

#### Attachments

- ☐ Discrete I/O module
- ☐ Load share module
- ☐ Local annunciator module
- ☐ Remote annunciator module
- ☐ Remote monitoring software

#### Enclosure

- ☐ Weather protective
- ☐ Sound attenuated

#### Attachments

- ☐ Cold weather bundle
- ☐ DC lighting package
- ☐ AC lighting package
- ☐ Motorized louvers

#### Ancillary Equipment

- ☐ Automatic transfer switch(ATS)
- ☐ Uninterruptible power supply(UPS)
- ☐ Synchronization switchgear
- ☐ Synchronization controls

### Power Terminals

#### Circuit Breaker Options

- ☐ UL   ☐ IEC
- ☐ 3-pole   ☐ 4-pole
- ☐ Manually operated
- ☐ Electrically operated

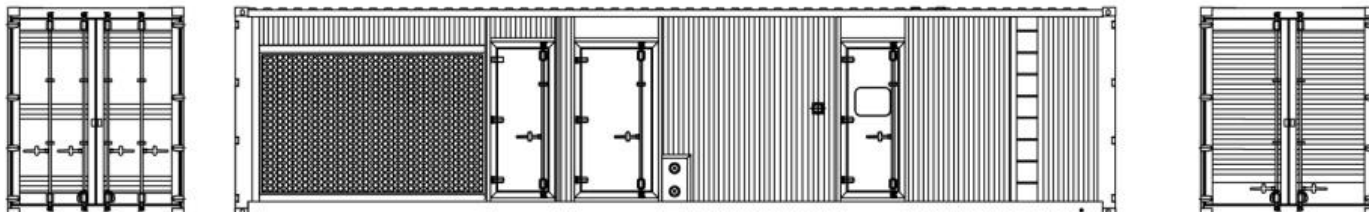
### Connect

#### Connectivity

- ☐ Ethernet
- ☐ Satellite
- ☐ Cell

**Note:** Some options may not be available on all models. Certifications may not be available with all model configurations. Consult factory for availability. \* Configured Hydrogen Capable Units may experience rating differences on both Natural Gas and H<sub>2</sub> blends based on site conditions - (Fuel blending Source Provided by Customer)

## Weights and Dimensions



LSMW800NGE3-6				
Configuration	L = Length (mm)	W = Width (mm)	H = Height (mm)	Weight (kg)
Containerized Type	40HQ			/




**Note:** For reference only. Do not use for installation design. Contact your local LEES dealer for precise weights and dimensions.



### WUXI LEES POWER COMPANY LIMITED

NO.312 Highway, Luoshe Town, Wuxi, China, 214000  
Tel: 86-510-85166446  
Web: [www.leespower.com](http://www.leespower.com)  
Email: [lees@leespower.com](mailto:lees@leespower.com)




#### Follow us

-  <https://www.facebook.com/leesgenerator>
-  [https://www.instagram.com/lees\\_power/](https://www.instagram.com/lees_power/)
-  <https://twitter.com/leesgenerator>



### LEES POWER (UK) LTD

23A Buckingham Avenue, Slough Trading Estate, Slough, Berkshire, SL1 4QA, UK  
Tel: +447429488138  
Web: [www.leespower.uk](http://www.leespower.uk)  
Email: [lees@leespower.com](mailto:lees@leespower.com)

-  <https://www.linkedin.com/company/wuxi-lees-power-company-limited/>
-  <https://www.tiktok.com/@generatorsets>
-  <https://www.youtube.com/@leespower38>